

CL5200 SERIES | Anyshop Scale



SPECIFICATIONS

Model	CL5200		
Max.capacity (kg)	3/6	6/15	15/30
Readability(g)	1/2	2/5	5/10
External resolution	1/3,000 (dual interval)		
Display type	Graphic LCD (208 x 48)		
Printing speed	Max. 100 mm/sec		
Printer resolution	202 dpi		
Label size (mm)	Width: 40~60, Length: 30~120		
Power	AC 100~240 V, 50/60 Hz		
Operating temperature	-10°C ~ +40°C		
Platter size (mm)	B,P Type: 380(W) x 250(D)		
Dimensions (mm)	B Type: 409(W) x 441(D) x 180(H) P Type: 410(W) x 500(D) x 535.8(H)		
Product weight (kg)	B Type: 6.95, P Type: 7.65		

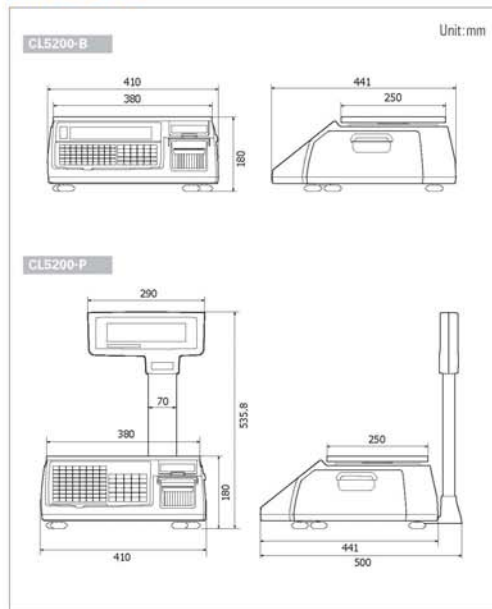
FEATURES

- Memory capacity: 10,000 PLUs & 1,000 ingredients
- Supporting free label format design
- Cartridge-loading-type label installation
- 45 fixed format & 20 customized format design
- Various interface
- Combined wide LCD display

OPTION

- Wireless bridge card
- PC manager program (CL-Works)
- Platter with back rail

DIMENSIONS



RETAIL WEIGHING SOLUTION™



Large LCD display



Easy loading
Paper Cartridge



Direct PLU keys
& function keys

CL5200 SERIES

It's a must-have scale
for your shop!!

- Flexible & reliable network system (wired/wireless)
- Easy loading paper cartridge
- Free format label design
- User friendly PC software



新發興機械(馬)有限公司
Sin Huat Hin Machinery (M) Sdn. Bhd.

241232-A

www.shmach.com

sinhuathin@shmach.com

Since 1968



CAS



新發興機械(馬)有限公司
Sin Huat Hin Machinery (M) Sdn. Bhd.

241232-A www.shhmach.com sinhuathin@shhmach.com Since 1968

CL5200 SERIES

Hardware

Steady PLU keys

The embossing membrane keypad adds a steady look of CL5200-P and CL5200-B. Double-click function provides easy access to the key's secondary PLU, totaling in double of PLU key numbers.



Large display

Large full graphic LCD display is suitable for any environment. (208 x 48 dot graphic LCD).

- Tare / Weigh / Unit / Price : 4 / 5 / 6 / 6 digits



High speed printer

High speed thermal printer supports label/ticket printing. Guaranteed satisfaction with 100mm/s speed and 202dpi resolution.



Paper cartridge

Cartridge loading type supports quick and easy replacement of new label roll.

- Various paper support
- Auto measuring system



Various interface connetions

It supports RS-232c, PS/2, Cash drawer, wired/wireless Ethernet, and USB Device.



Menu system

No need to scroll through menus for programming settings. Unique 4 digit 'Menu Code' entry pin helps pinpoint the desired program field.
ex) Menu code '1120' is for editing PLU name.

PRODUCT LINE UP

- CL5200 is compatible with all CAS label printing scales in the same network
- Combined wide LCD looks better



CL5200-B



CL5200-P

CL5500 LINE UP



CL5500-B



CL5500-P



CL5500-R



CL5500-H



CL5500-S



Anyshop Scale

TOTAL WEIGHING SOLUTION™

Software

Label Formats

There are 45 preset labels installed in the scale and additional 20 formats can be modified freely with CL-Works PC program.

- Continuous label/ticket
- Up to 120mm label length



Barcode

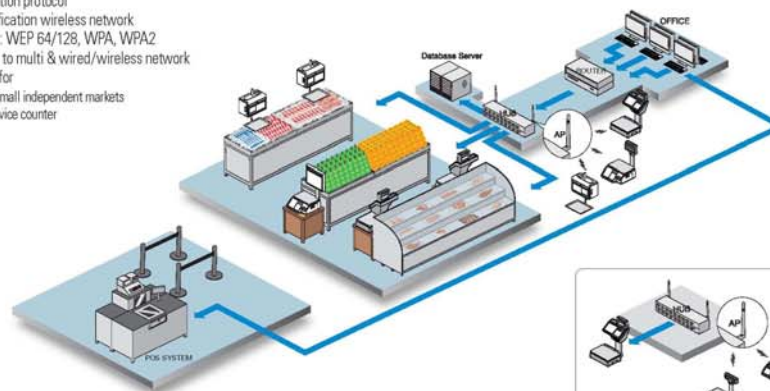
Almost every conventional 1-Dimensional barcode types are available.

- UPC, EAN13, EAN13A5, 120F5, CODE128, CODE39, CODE93, CODABAR, IATA20F5

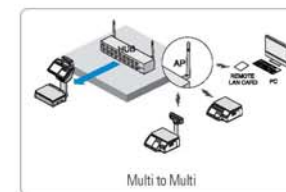


Network System

- TCP/IP communication protocol
- IEEE802.11g specification wireless network
- Wireless security : WEP 64/128, WPA, WPA2
- One to one & multi to multi & wired/wireless network
- Network structure for
 - Large, medium and small independent markets
 - Pre-pack and self-service counter
 - Hyper market



▲ Mixed with Wired / Wireless Network



Multi to Multi

PC software : CL-Works

CL5200 supports PLU programming, store data, sales report, label editor and much more. You can control all the program data by CL-Works. CL5000, CL5000J and CL5500 share this software with CL5200.

CL-Works



- PLU Editor**
- Enable easy control, of PLU
 - Allows PLUs management by excel



- Label Editor**
- 20 modifiable label formats
 - Easy downloading of label formats



- Keypad Editor**
- Easy to setup and download
 - Key design color image Keypad supported